

## MICRO-POROSITY, HETEROSTRUCTURES, AND PRECISION DEPOSITION IN LOW-MOISTURE SENSING

*\*Ronak Ali<sup>1</sup>, Hassan Ali Soomro<sup>2</sup>, Ali Raza Chachar<sup>3</sup>, Khurram Iqbal<sup>4</sup>, Abdul Qadir Rahimoon<sup>5</sup>, Madad Ali Shah<sup>6</sup>*

<sup>1, 2, 3</sup>*The Benazir Bhutto Shaheed University of Technology and Skill Development, Khairpur Mirs, Sindh, Pakistan.*

<sup>4</sup>*Hamdard University, Sindh, Karachi, Pakistan.*

<sup>5</sup>*Sukkur IBA University, Sukkur, Sindh, Pakistan.*

<sup>6</sup>*Shaheed Benazir Bhutto University, Shaheed Benazir Abad, Sindh, Pakistan.*

*\*Corresponding Author: ([baladironak@gmail.com](mailto:baladironak@gmail.com))*

*DOI: (<https://doi.org/10.71146/kjmr881>)*

### Article Info



This article is an open access article distributed under the terms and conditions of the Creative Commons Attribution (CC BY) license <https://creativecommons.org/licenses/by/4.0>

### Abstract

This article summarizes the structural design, manufacturing technologies and the technological landscape of high performance sensing materials for low moisture surroundings (< 10%RH). At levels of humidity that are very low, the usual network of water molecules disappears, and special interfaces have to be developed which are able to detect minute traces of water vapour. Three major classes of materials are investigated: nanostructured metal oxides (MOx) that have oxygen vacancies as Lewis's acid sites; highly crystalline, microporous Metal-Organic Frameworks (MOFs) with tunable pores for selective gas capture; and 2D materials or heterostructures (such as graphene oxide, MXenes) with high surface to volume ratios and sensitive electronic junctions. While accurate fabrication is essential to translating these materials into useful industrial sensors. The paper explains the substrate preparation that involves Interdigitated Electrodes (IDEs) with their geometric optimization and its effect on the electric field and signal to noise ratio. In addition, various solution deposition methods are investigated, from cost-effective solution processing (spin coating, drop casting) to high-precision direct writing (inkjet and 3D printing), and advanced atomically precise and high uniformity solution process (CVD and ALD) are evaluated. Lastly, a comprehensive performance matrix brings together a variety of sensor configurations and fabrication routes and various operational metrics.

### Keywords:

*Low Moisture Sensing, Metal Organic Frameworks (MOFs), Interdigitated Electrodes (IDEs), Thin Film Deposition, and 2D heterostructures.*

## 1. Introduction

In the production of semiconductors, lithium-ion batteries, and aerospace systems, where even minute quantities of moisture can cause irreversible performance loss, the accurate detection of ultra-low relative humidity (<10% RH) is crucial [1-4]. This study provides a mechanism-oriented investigation of humidity sensing in dry settings, in contrast to other studies that focused on materials or transduction techniques [5-7]. It investigates how fundamental physical concepts affect sensor performance and direct the creation of materials for use in industrial settings. We compare the typical physisorption/ionic conduction that predominates at higher humidity levels with the effects of chemisorption, dielectric modulation, quantum tunneling, and interfacial charge transfer on sensor performance at sub-10% RH [8-11].

The correct detection of trace amounts of moisture (< 10%RH) is important in many high-tech industrial applications, but is extremely difficult to achieve because the usual continuous water network breaks down under severe dry conditions. Typically, dense ceramic films have poor transport kinetics and reduced response signals. To overcome these limitations, recent paradigm has been directed toward advanced nanostructured sensing materials having engineered interfaces. The nanostructured metal oxides with a large amount of oxygen vacancy defects provide active sites with tuned properties, and highly crystalline metal-organic frameworks with tunable micro-porosity and high surface area 2D heterostructures are promising to provide active sites with tailored properties for the effective trapping of isolated water molecules. However, when the translation of these raw materials to strong industrial devices is needed, precision processing is required. This encompasses not only the geometric optimization of interdigitated electrodes to maximize the electric field strength, but also scalable thin-film deposition methods, from the low-cost and efficient solution casting to the atomically precise vacuum processes.

## 2. High-Performance Sensing Materials

The advanced sensors with low moisture (< 10%RH) require special interface, as the network of water molecules disappears at low moisture. Nanostructured metal oxides (MOx) such as TiO<sub>2</sub> have engineered oxygen vacancies as deep Lewis's acid sites which can chemically trap isolated water molecules. Metal-Organic Frameworks (MOFs) are highly crystalline, microporous materials with tunable pores which are used to selectively capture trace vapours in a very large surface area. In Figure 1, 2D materials and heterostructures (graphene oxide, MXenes) are shown and have the biggest surface sites and create very sensitive electronic junctions. The materials are based on localised charge transfer and quantum tunneling within nanogaps to detect minute changes in moisture.

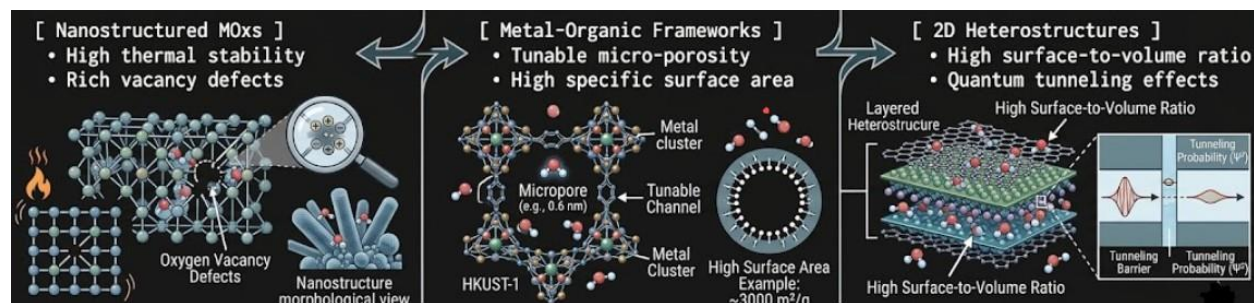


Figure 1: Stability and Porosity of Sensing Materials

## 2.1 Nanostructured Metal Oxides (MOxs)

However, nanostructured ceramics and metal oxides such as porous  $\text{Al}_2\text{O}_3$  and  $\alpha\text{-Fe}_2\text{O}_3$ ,  $\text{TiO}_2$ ,  $\text{SnO}_2$  and  $\text{ZnO}$ , which are known for their high thermal stability and chemical resistance [11-15], are widely used [16-20]. In order to optimize these materials in low moisture conditions, processing engineering emphasizes the ability to increase the number of structural defects and the number of oxygen vacancies.

Such vacancy sites are also deep Lewis's acid sites, which can coordinate strongly with incoming water molecules, leading to robust sensing under severe desiccation [1, 21-26], the mesoporous structures with controlled pore distribution allow for fast gas transport, overcoming the slow response that is generally observed in dense ceramic films [27-30].

## 2.2 Metal-Organic Frameworks (MOFs) and Covalent Organic Frameworks (COFs)

MOFs and COFs are a class of materials with notable specific surface areas (usually above  $3000\text{ m}^2 \cdot \text{g}^{-1}$ ) and crystallographically specified micro-porosity which is highly tunable. Using open metal sites such as  $\text{Cu}^{2+}$ ,  $\text{Cr}^{3+}$ , and  $\text{Al}^{3+}$ , and appropriate frameworks, such as HKUST-1 or MIL-101, it is possible to engineer pores that can capture water molecules, which have a kinetic diameter of  $\sim 0.265\text{ nm}$ .

The structural matching enables selective adsorption and condensation of trace water vapor in the crystalline voids, which results in a change of the electrical capacitance or optical signature at 10%RH [1].

The structural design of two-dimensional (2-D) nanomaterials and heterostructures is discussed. Structural design of two-dimensional (2-D) nanomaterials and heterostructures are discussed.

The high surface-to-volume ratios of graphene oxide (GO), MXenes ( $\text{Ti}_3\text{C}_2\text{T}_x$ ) and transition metal dichalcogenides ( $\text{MoS}_2$  and  $\text{WS}_2$ ) allow for nearly all atoms to be exposed to the gas phase. The graphene oxide exhibits a large number of oxygen functional groups (hydroxyl, epoxy, carboxyl groups) which serve as strong anchoring sites for the isolated water molecules through hydrogen bonding [31].

The surface terminations (e.g.,  $-\text{O}$ ,  $-\text{OH}$ ,  $-\text{F}$ ) in layered MXenes facilitate fast charge transfer at the interfaces when exposed to moisture. The formation of vertical or lateral (2D) heterostructures (such as MXene/graphene oxide or  $\text{MoS}_2/\text{PANI}$ ) gives rise to high concentrations of Schottky or p-n junctions. Under dry conditions, the electrical characteristics of these junctions can be vastly different when they come into contact with trace water molecules, making them highly sensitive to trace water molecules (Alam, 2025).

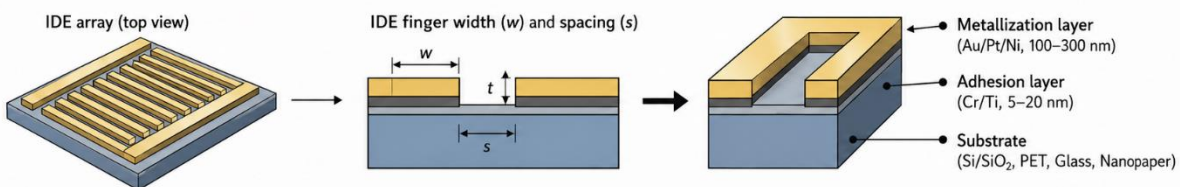
### 3. Fabrication Technologies and Structural Design

To bring a raw sensing material into a strong sensor, capable of use in an industrial environment, precision deposition and fabrication methods are necessary. The selected production method has a direct effect on the morphology, distribution of pores, adhesion and other characteristics of the film and its performance.

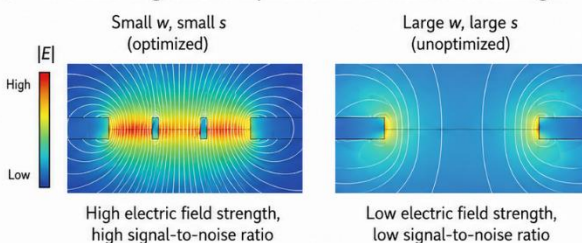
The substrates and electrodes are prepared using the above procedures. The above procedure is adopted to prepare the substrates and electrodes.

The fabrication of high-precision sensors starts by selecting the right substrate for the sensor. Commercially available silicon wafers with thermally grown silicon dioxide ( $\text{SiO}_2$ ) layers are used for rigid micro-sensors, and quartz, glass and alumina ceramics are excellent alternatives. In the world of flexible or wearable applications, treated polymers such as Polyimide (PI), Polyethylene Terephthalate (PET) or refined nanopaper are becoming increasingly popular [32-33]. Figure 2 shows structure and material with influence of total finger count and geometrical parameters.

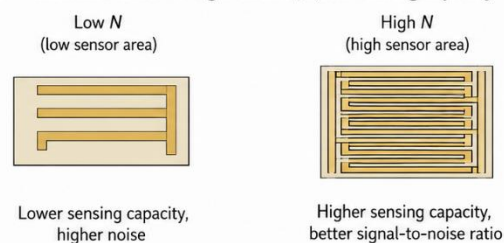
#### a IDE structure and material stack



#### b Influence of geometrical parameters on electric field strength



#### c Influence of total finger count (N) on sensing capacity



w: IDE finger width    s: Inter-electrode spacing    t: Metallization thickness    N: Total finger count

Figure 2: Structure and Material with influence of total finger count and geometrical parameters

The pattern of Interdigitated Electrodes (IDEs) is usually etched on the substrate by either photolithography, electron beam evaporation or high resolution lift-off processing to measure very small changes in resistance or capacitance.

The adhesion layer is a very thin layer of chromium (Cr) or titanium (Ti), 5 to 20 nm, that is first deposited to ensure the correct adhesion of the electrodes to the substrate.

Then a conductive layer such as a thick layer of a noble metal like gold (Au) or platinum (Pt) (100 to 300 nm) is deposited to prevent oxidation and to ensure stable operation over long periods.

The structural parameters of the IDEs, such as the finger width  $w$ , inter-electrode distance  $s$  and number of fingers  $N$  are designed to be optimized in order to enhance the electric field strength inside the sensing film, reduce parasitic capacitance and increase the signal-to-noise ratio.

### 3.1 Material Deposition Techniques

To control the thickness, density and connectivity of the moisture-sensitive film, it is important to select the material deposition method properly.

#### 3.1.1 Spin Coating and Drop Casting

Solution processing is a simple and cost-effective method which has been widely used in the preparation of NPRs, such as spin coating and drop casting [35]. By varying the rate of rotation, the acceleration and the viscosity of the solution, spin coating is an excellent way to control the thickness of the film:

$$t \propto \omega^{-1/2}$$

In equation form, it is  $t$  and  $\omega$  that are film thickness and angular velocity. The films created by spin coating are very uniform, but there is sometimes a loss of precursor material. Drop casting is the simpler method but may suffer from the 'coffee-ring effect' due to capillary driven evaporation around the edges of the substrate [35]. This non-uniformity can be reduced by proper thermal annealing.

#### 3.1.2 Inkjet Printing and 3D Printing

Inkjet and 3D printing allow a functional sensing ink to be deposited with high precision and accuracy on a specific region of the substrate, thereby reducing material usage [34]. The formulation of these inks is adjusted to the correct rheological properties (viscosity 20 to 50 mPa · s, surface tension 20 to mN · m<sup>-1</sup>) to prevent nozzle clogging and to produce uniform drops.

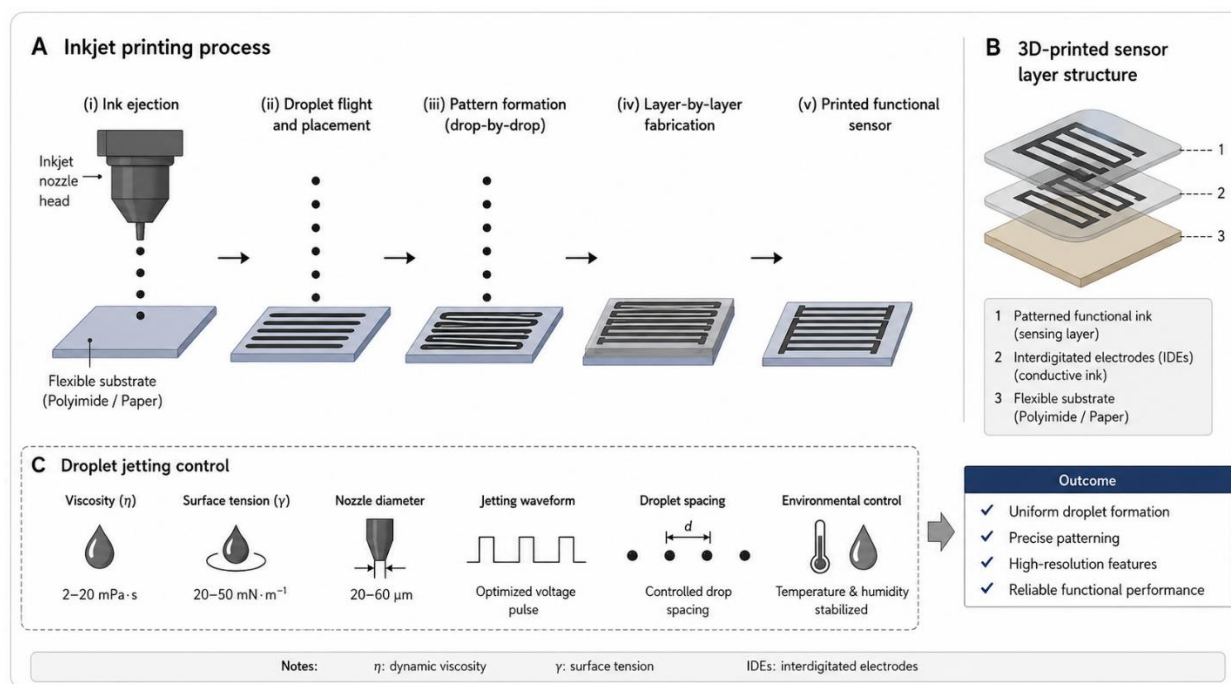


Figure 5: Inkjet, Droplet, and 3D printing processes

The use of advanced printing techniques, such as the ability to combine structural materials with conductive elements like nickel-based or silver nanoparticle paints, enables the production of the sensor housing, electrodes and active layers all in a single, efficient process [34].

### 3.1.3 Chemical Vapor Deposition (CVD) and Atomic Layer Deposition (ALD)

Vacuum-based deposition processes are ideal for high quality films in high-end industrial applications. CVD enables the formation of highly crystalline, pure 2D layers (such as graphene or  $\text{MoS}_2$ ) on the electrode surface layer by layer in the high-temperature range.

The basis of ALD is the self-limiting, alternating surface chemical reactions that allow the deposition of ultra-thin films with atomically precise control. This ability will enable uniform deposition of metal oxides on complex 3D structures with high aspect ratios, thereby providing uniform performance throughout the sensor surface.

The 5th item is the comprehensive summary of fabrication methods and material performance. The fifth is a comprehensive summary of fabrication methods and material performance.

## 4. Conclusion

Finally, high-performance trace moisture detection at 10% RH is key to a synergetic combination of tailored nanostructured materials and precision fabrication pathways. The desired deep Lewis acid sites, tunable micro-porosity and high surface areas to efficiently trap isolated water molecules are provided by nanostructured metal oxides, metal-organic frameworks, and 2D

heterostructures. Optimization of interdigitated geometry of the electrodes with increased signal to noise ratio and appropriate deposition techniques are essential to the translation of these materials to the development of robust industrial devices. In the end, it matches the properties of the materials with advanced manufacturing processes that sets the groundwork for next-generation, high-resolution environmental sensors.

### **Acknowledgement**

All authors are grateful to the first and primary author Dr. Ronak Ali, an Assistant Professor at the Benazir Butto Shaheed University of Technology and Skill Development in Khairpur Mirs, for making use of his resources and laboratory space to complete this study.

## References

- [1] Alam, Noor, and Yonggao Yin. "Design principles for ultra-low humidity sensors: a mechanism-oriented review." *Journal of Materials Chemistry C* (2025).
- [2] Yoon, Jung-In, Chang-Hyo Son, Sung-Hoon Seol, and Ji-Hoon Yoon. "Perspective Chapter: Ultra-Low Temperature Chillers for Semiconductor Manufacturing Process." In *Latest Research on Energy Recovery*. Intech Open, 2021.
- [3] Yin, Jiawen, Xiaohua Liu, Bowen Guan, and Tao Zhang. "Performance and improvement of cleanroom environment control system related to cold-heat offset in clean semiconductor fabs." *Energy and Buildings* 224 (2020): 110294.
- [4] Jung, Hye-In, Chang-Hyo Son, and Joon-Hyuk Lee. "Optimizing the refrigerants in ultra-low temperature Semiconductor processing chiller with mixed Refrigerant." *Case Studies in Thermal Engineering* 61 (2024): 104864.
- [5] Frendo, Daniel. "Analysis towards energy savings in dry storage systems of semiconductor devices." Master's thesis, University of Malta, 2021.
- [6] yang, huabin, Qirui Zhang, Shuo Chen, Shuai Liu, Shuxin Chen, Qiming Guo, Guidong Chen et al. "An Ultra-Sensitive Humidity Sensor for Silent Speech Intelligent Recognition." *International Journal of Extreme Manufacturing* (2026).
- [7] Kim, Bum Shik, Gi Baek Nam, and Ho Won Jang. "Airborne molecular contaminants sensors for high-yield and high-quality semiconductor manufacturing." *Micro and Nano Systems Letters* 14, no. 1 (2026): 5.
- [8] Wen, Yu, Yi Liu, Su-Ting Han, Vellaisamy AL Roy, and Ye Zhou. "Humidity Sensing Systems: From Manufacturing to Intelligent Perception Applications." *International Journal of Extreme Manufacturing* (2026).
- [9] Yang, Hongjing, Jiao Yang, Guangbo Li, Xucheng Li, and Dayang Ren. "Design and Implementation of a Lithography Chamber Environment Controller Based on Decoupling of Temperature and Humidity." *World Scientific Research Journal* 11, no. 11 (2025): 72-81.
- [10] Fernicola, Vito, Giulio Beltramino, Antonio Castrillo, Rugiada Cuccaro, Regina Deschermeier, Volker Ebert, Diana Enescu et al. "Primary Trace Humidity Standards and SI-Traceable Trace Water Measurements in Ultra-High Purity Process Gases." (2026).
- [11] Chen, Z., & Lu, C. (2005). Humidity Sensors: A Review of Materials and Mechanisms, *SENSOR LETTERS* Vol. 3, 274–295, (2005).
- [12] Suchikova, Yana, Serhii Nazarovets, Marina Konuhova, and Anatoli I. Popov. "Binary Oxide Ceramics (TiO<sub>2</sub>, ZnO, Al<sub>2</sub>O<sub>3</sub>, SiO<sub>2</sub>, CeO<sub>2</sub>, Fe<sub>2</sub>O<sub>3</sub>, WO<sub>3</sub>) for Solar Cell Applications: A Comparative and Bibliometric Analysis." (2025).
- [13] Das, Dipan Kumar, Padmaja Patnaik, Adya Andita Datta, Srikanta Moharana, Santosh Kumar Satpathy, and Sutripto Majumder. "Synthesis methods for doped metal oxides." *Doping of Metal Oxides: From Fundamentals to Applications* (2025): 51.
- [14] Kumar, Pankaj, Amanjot Kaur Rahul, Puneet Kaur, and Jasmeet Kaur. "Structure, Properties and Application of Metal Oxide." In *Metal Oxides*, pp. 3-21. CRC Press, 2025.

- [15] Sakeye, Motolani. "Metal oxides prepared through the nano casting approach-mechanistic study, surface interactions and applications in separation." (2016).
- [16] Matović, Branko, Aleksandra Dapčević, Vladimir V. Srdić, and Zorica Branković. "PROGRAMME and the BOOK of ABSTRACTS." (2015).
- [17] Schliesser, Jacob M. *Development and Application of New Solid-State Models for Low-Energy Vibrations, Lattice Defects, Entropies of Mixing, and Magnetic Properties*. Brigham Young University, (2016).
- [18] Balakrishnan, Akash, Muthamilselvi Ponnuchamy, Ashish Kapoor, and Prabhakar Sivaraman. "Emerging contaminants in wastewater and associated treatment technologies." In *Legacy and emerging contaminants in water and wastewater: monitoring, risk assessment and remediation techniques*, pp. 231-261. Cham: Springer International Publishing, (2022).
- [19] Ahmadi, Shahin, Shokufeh Aghabeygi, Majid Farahmandjou, and Neda Azimi. "The predictive model for band gap prediction of metal oxide nanoparticles based on quasi-SMILES." *Structural Chemistry* 32, no. 5 (2021): 1893-1905.
- [20] Schliesser, Jacob M. *Development and Application of New Solid-State Models for Low-Energy Vibrations, Lattice Defects, Entropies of Mixing, and Magnetic Properties*. Brigham Young University, 2016.
- [21] Lei, Chuxin, Weixin Guan, Yaxuan Zhao, and Guihua Yu. "Chemistries and materials for atmospheric water harvesting." *Chemical Society Reviews* 53, no. 14 (2024): 7328-7362.
- [22] Li, Houqian, Dezhou Guo, Nisa Ulumuddin, Nicholas R. Jaegers, Junming Sun, Bo Peng, Jean-Sabin McEwen, Jianzhi Hu, and Yong Wang. "Elucidating the cooperative roles of water and lewis acid–base pairs in cascade C–C coupling and self-deoxygenation reactions." *JACS Au* 1, no. 9 (2021): 1471-1487.
- [23] Chen, Ling, Jia-Wen Ye, Hai-Ping Wang, Mei Pan, Shao-Yun Yin, Zhang-Wen Wei, Lu-Yin Zhang, Kai Wu, Ya-Nan Fan, and Cheng-Yong Su. "Ultrafast water sensing and thermal imaging by a metal-organic framework with switchable luminescence." *Nature communications* 8, no. 1 (2017): 15985.
- [24] Deng, Liming, Hongjun Chen, Sung-Fu Hung, Ying Zhang, Hanzhi Yu, Han-Yi Chen, Linlin Li, and Shengjie Peng. "Lewis's acid-mediated interfacial water supply for sustainable proton exchange membrane water electrolysis." *Journal of the American Chemical Society* 146, no. 51 (2024): 35438-35448.
- [25] Zheng, Fei, Chenghui Li, Yan Huang, Zhiyun Lu, Xiandeng Hou, and Yanju Luo. "Recent advances in optical heavy water sensors." *Chemical Communications* 61, no. 16 (2025): 3283-3300.
- [26] Maurer, Manuela, and Chris Oostenbrink. "Water in protein hydration and ligand recognition." *Journal of Molecular Recognition* 32, no. 12 (2019): e2810.
- [27] Dods, Matthew N., Simon C. Weston, and Jeffrey R. Long. "Prospects for simultaneously capturing carbon dioxide and harvesting water from air." *Advanced materials* 34, no. 38 (2022): 2204277.

- [28] Mattigod, S. V. "Environmental and sensing applications of molecular self-assembly." *Dekker Encyclopedia of Nanoscience and Nanotechnology* 2 (2004): 1125.
- [29] Cochard, Hervé, François Pimont, Julien Ruffault, and Nicolas Martin-StPaul. "SurEau: a mechanistic model of plant water relations under extreme drought." *Annals of Forest Science* 78, no. 2 (2021): 55.
- [30] Esposito, Serena. "'Traditional' sol-gel chemistry as a powerful tool for the preparation of supported metal and metal oxide catalysts." *Materials* 12, no. 4 (2019): 668.
- [31] Hussain M, (2026) Ultra-sensitive low-frequency dual-mode humidity sensor based on a composite of methyl red and PVA and graphene oxide, *RSC Advances*, 16(8), 5102-5111.
- [32] Delipinar, T., Shafique, A., Gohar, M. S. & Yapici, M. K. (2021) Fabrication and Materials Integration of Flexible Humidity Sensors for Emerging Applications, *ACS Omega*, 6(13), 8744-8753.
- [33] Paper-Based Humidity Sensors as Promising Flexible Devices: State of the Art: Part 1: General Consideration. Korotcenkov, G. *Nanomaterials*, 13(6): 1110.
- [34] Comegna, Alessandro, Shawkat B. M. Hassan, and Antonio Coppola, "Development of a 3D-Printed Capacitive Sensor for Soil Water Content Estimation Using Nickel-Based Conductive Paint" *Sensors* 26, no. 5: 1494. (2026).
- [35] Wang, Q. (2026). Fabrication, mechanism, performance and application of recent advances on flexible paper-based humidity sensors. *Nanoscale Horizons*, 11(3), 894-915.