

GENETIC ANALYSIS OF SNPS OF CGH (GROWTH GENE) IN LOCAL BREED OF KASHMORE, SINDH, PAKISTAN

Shahid Ali Jakhrani

Department of zoology Shah Abdul Latif University Khairpur

Javed Ahmed Ujan

Department of zoology Shah Abdul Latif University Khairpur

Safdar Ali Ujjan

Department of zoology Shah Abdul Latif University Khairpur

DOI: <https://doi.org/10.71146/kjmr149>

Article Info



This article is an open access article distributed under the terms and conditions of the Creative Commons Attribution (CC BY) license <https://creativecommons.org/licenses/by/4.0>

Abstract

Present study revealed different single nucleotides mutations in GH (growth) hormone gene were found in Desi, (Local breed) varieties of chickens. The Desi chicken is a hardy breed, well suited to cold as well as hot climates. Desi chickens are domesticated for hundreds of years ago, the common desi breed is a best mother for hatching and possess a unique appearance but distinguish from other cross breeds. The chicken growth hormone (cGH) gene plays a crucial role in controlling growth and metabolism, leading to potential correlations between cGH polymorphisms and economic traits. Mutations were identified through PCR sequencing technique based on Genetic codons, these mutation were classified and explained. In Desi parent chickens on 45Bp a Non sense mutation was found that result in termination of protein formation. Such type of mutations is always considered to be a nonproductive for species growth. In F1 generation of Desi chickens a mis sense mutation was identified that denotes replacement of valine < Glycine at 118Bp and the second one mutation was found at 182 Bp as frame shift mutation results in productive amino acid from deleted codon. F2 generation Desi chicken had single mutation at 81 Bp in replacement of A<T results as mis sense mutation. However, the mutation percentage in all breeds was not greater than 1%, it means there was no any polymorphism obtained from cross breeding of both varieties but there were different mutations that resulted in replacement of deleted codons and also formation of essential and non-essential amino acids. Statistically it was proved to be more beneficial for in reduction of their mortality rates and a viable improvement, in their growth as well as different morpho-genic traits.

Keywords: PCR, Mutation, Chicken, Sequencing. GH gene

Introduction

Most of developing countries are facing fierce scarcity of animal protein including Pakistan with gap of approximately (10 g) in per capita availability. This scarcity is high in denser rural areas which covers major part of the population. In this context very rapid source of the protein is only poultry chicken's production. The production capability of Desi (domestic) chicken, which is used as an important and cheap supply of required protein diet in rural areas, due to its slow growth may not fulfill the demands of local consumers (Zhu *et al.*.,2019). The increasing demand for production of Desi (domestic) chickens is due to self-caring, least investment and also useful for degradation of environmental hazards and harmful wastes. Most of local consumers have positive perception that the meat and desi chicken's products are much better than the poultry chickens. In spite of that the poultry industries of chickens has immersed rapidly during the last three decades. The supply of commercial poultry yields in rural areas is much low as compare to urban areas. Pakistan still lying below in list of per capita production in poultry food stuffs and chicken meat as compared to other countries on globe is showing national health status (Ojeda *et al.*.,2009).

The use of first generation of crossing offers a mean of rapid improvement that could be achieved in desirable characters (growth, productivity, fitness and appearance), but these superiorities lowered in advanced generations due to reassortment of genes. Theoretically, the level of heterosis is inversely related to the degree of genetic resemblance between purebred populations. Indigenous or native poultry plays very important role in the strengthening of economy of backyard peoples, it is source of food and employment for small poultry keepers without investing a penny on the management, disease control and nourishment. Native poultry survives well in their local environment and can be reared on kitchen waste and may be as free range on open lands. Although commercial poultry has taken its place but native poultry is still playing very crucial role in the economy of

third world countries like Pakistan and extensive work is required to improve the economic traits of native chicken through modern techniques that helps in selection (Guo *et al.*.,2022).

The chicken growth hormone (cGH) gene plays a crucial role in controlling growth and metabolism, leading to potential correlations between cGH polymorphisms and economic traits. The (cGH) gene coordinates postnatal growth of multiple tissues, including skeletal muscles. The growth-promoting actions of (cGH) are mediated by circulating or locally produced IGF-1, which is a critical myogenic agent promoting muscle growth. Genetically modified animals have significantly contributed to our understanding of different aspects related to immunity, infectious diseases, neurology, behavior, and developmental biology. The generation of genetically modified chickens has wide applications in agricultural and biomedical research. Benefiting from gene editing, cross technologies and germ line transmission of PGCs, new knowledge was brought to light about specific gene functions (Padhi *et al.*, 2016).

Materials and Method

Rearing of chickens

A total 100 chickens as un-sexed about 90 days old both male and female with the ratio of 1:4 were collected from local peoples and hatchery of Kashmore. These were placed under intensive care and free range environment. A deep litter system was maintained for required period. Feeding system and water availability was arranged according to NRC and ISA guidelines (Taha *et al.*, 2013).

DNA Extraction from Blood samples

About 100µl of whole blood was added into 2.0 ml tube, 200µl of S1 solution followed by vortex and 20µl of Proteinase K into solution. Incubated sample tube into water bath for about 30 minutes at the temperature of 56°C. After that 200µl of (96-100%) ethanol was added and solution was transferred into spin column with collection tube and centrifuge at 10,000 rpm for about 2 minutes. Discarded the flow through

with 6x loading dye if the Master Mix was without dye. The gel was electrophored into 1x TBE buffer at 60-70 volts at room temperature for 60 minutes (Xin *et al.*, 2003).

PCR and DNA Sequencing

Polymerases chain reaction was performed through thermo cycler machine and PCR products were sent to Macrogen Company of Korea for Purification as well as sequencing. The sequencing results were obtained through the email having secret ID. The results of sequencing were downloaded, and blast analysis was performed by Using the Ensemble genome browser database (<http://www.ensembl.org>) and subsequently mutations were detected.

Data Analysis

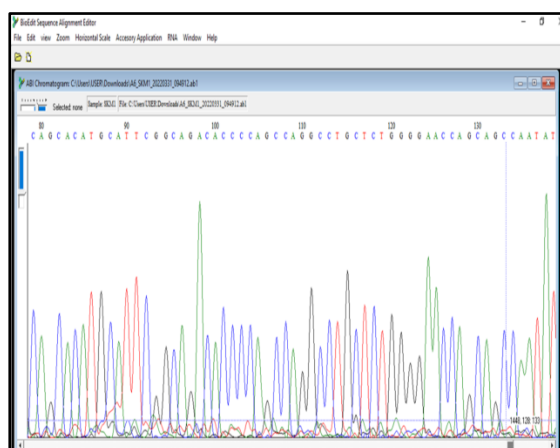


Figure:01 electrophorogram

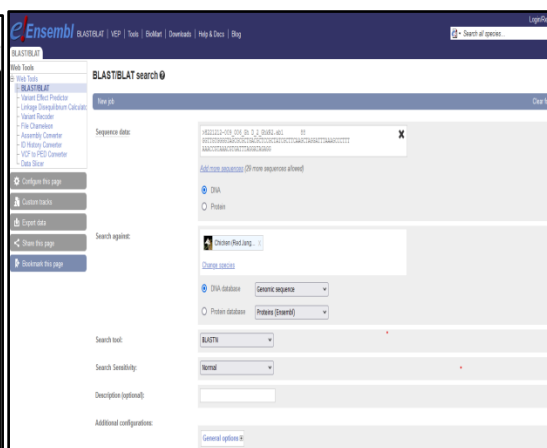


Figure:02 BLAST by Ensembl 109

Data were analyzed on e!Ensembl genome browser by Blast the query sequence of cast gene of selected breeds with the genomic sequence.

Results

Nano Drop

Table 1: Nano drop of Desi chickens breeds

Ecology	Desi Parents (Male)	Desi Parents (Female)	Desi F1 (Male)	Desi F1 (Female)	Desi F2 (Male)	Desi F2 (Female)
Intensive Management Conditions	1.42 ng/ul	1.42 ng/ul	1.42 ng/ul	1.42 ng/ul	1.42 ng/ul	1.42 ng/ul
	1.35 ng/ul	1.35 ng/ul	1.35 ng/ul	1.35 ng/ul	1.35 ng/ul	1.35 ng/ul
Mean Values	ng/ul	ng/ul	ng/ul	ng/ul	ng/ul	ng/ul
Free Range Conditions	1.38 ng/ul	1.38 ng/ul	1.38 ng/ul	1.38 ng/ul	1.38 ng/ul	1.38 ng/ul
	1.41 ng/ul	1.41 ng/ul	1.41 ng/ul	1.41 ng/ul	1.41 ng/ul	1.41 ng/ul
Mean Values	ng/ul	ng/ul	ng/ul	ng/ul	ng/ul	ng/ul

BLAST from Ensemble 109

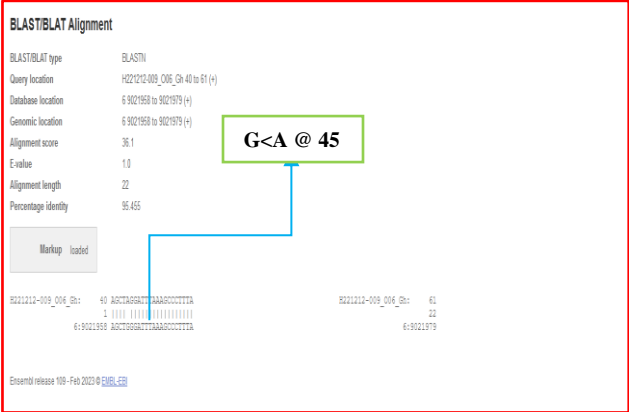


Figure: 04 Desi parents BLAST

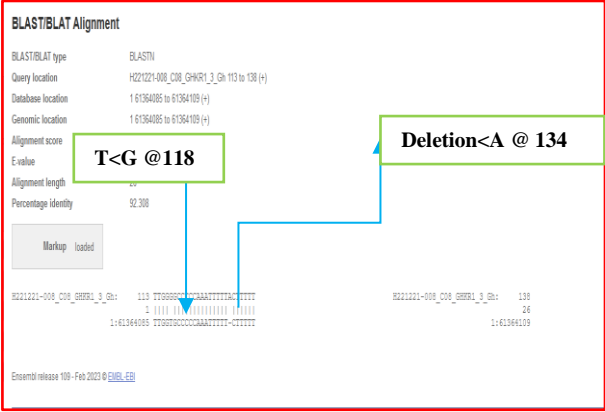


Figure: 05 Desi F1 generations BLAST

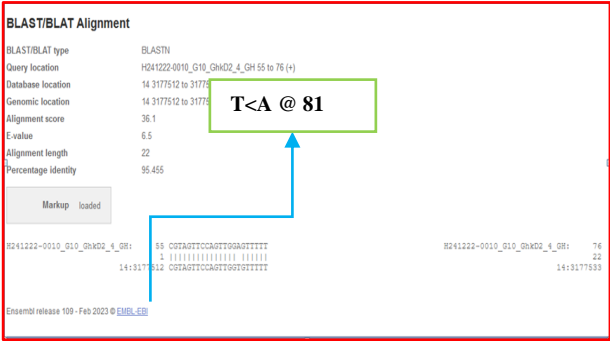


Figure: 06 Desi F2 generation BLAST

Table 2: Different types of mutations found in Desi parents, Desi F1 and Desi F2 generation

Name of Gene	Name of goat breeds	Found SNPs/Mutations	Percentage method	Total percentage %
GH gene	Desi Chickens	01	1x100/200	0.5
	Desi 1 st generation chickens	02	2x100/200	1.0
	Desi 2 nd generation chickens	01	1x100/200	0.5

Table 3: Shows amino acids substitution during mutations

Sample Name	Position of changing nitrogenous base	Original Codon	Change Codon	Original Amino Acids	Change Amino Acids	Types of Point Mutation
Desi parents	45	G	A	TGG (Tryptophane)	TAG (Stop codon)	Non sense mutation
Desi F1	118	T	G	GTG (Valine)	GGG (Glycine)	Missense mutation
	134	Deletion	A	T-C (Deletion)	TAC (Tyrosine)	Frame shift mutation
Desi F2	81	T	A	TGT (Cysteine)	AGT (Serine)	Missense mutation

Discussion

Four SNP of the chicken GHc gene were identified in the present study. Most of these SNP were found in non-coding regions, even though the amplified 600 bp fragments almost covered the 1/8 cDNA of the chicken GH gene. Most SNP were bi-allelic with one tri-allelic SNP (T/C/A), result was similar to that reported for chicken insulin and leptin receptor gene (Nie *et al.*, 2005). The 55 SNP, 14 PCR-RFLP markers were developed, which would improve the efficiency of SNP genotyping for further study. In addition, the nucleotide diversity of the chicken cGH gene ($\theta = 1.45 \times 10^{-3}$) was quite a lot lower than the one obtained for GHc gene ($\theta = 2.72 \times 10^{-3}$). This proved that the chicken cGH gene was much more conservative than its ligand.

Results showed that Desi 2nd generation chickens had highest weight on final calculations. After PCR samples were preceded for sequencing from Microgen company Korea and results were interpreted through the ensemble.9 software BLAST were performed. Desi chickens had a nonsense mutation at 45 bp through the replacement of G<A which resulted in the formation of the stop codon. Desi F1 generation chicken samples showed two different types of mutations, like frameshift mutation at 134bp as deletion mutation and missense mutation at 118bp T<Gas Glycine amino acid. A missense mutation was observed in Desi F2 generation chicken samples at 81bp with T<A, forms Serine amino acid.

Desi chickens showed greater immunity and recovery against many seasonal diseases both in summer as well as winter. The chicken GHc gene seemed to have much more effect on males than on females. As shown by both single SNP and haplotypes, they were significantly associated with most growth traits in males, and with very few in females. In contrast to mammals, the dosage compensation of the homology sex chromosome was absent in female birds. Because the chicken cGH gene is located on the Z chromosome, males and females have different gene copies of two and one each. The co-expression of two alleles in Z chromosome, as shown by similar studies, would give rise to more cGH in males than in females. This could probably explain most, if not all, of the different effects of cGH on males and females in this study.

Acknowledgment

The authors are thankful to the Department of Zoology, Shah Abdul Latif University, Khairpur Mir's, Sindh, Pakistan for providing facilities to carry out the research work.

Conflicts

The authors have not declared any conflict of interests

References

- Guo, H., Zhao, S., Xia, D., Zhao, W., Li, Q., Liu, X., & Lv, J. (2022). The biochemical mechanism of enhancing the conversion of chicken manure to biogenic methane using coal slime as additive. *Bioresource Technology*, 344, 126226.
- Hansen, C., Vermeiden, T., Vermeiden, J. P. W., Simmet, C., Day, B. C., & Feitsma, H. (2006). Comparison of FACSCount AF system, Improved Neubauer hemocytometer, Corning 254 photometer, SpermVision, UltiMate and NucleoCounter SP-100 for determination of sperm concentration of boar semen. *Theriogenology*, 66(9), 2188-2194.
- Khawaja, T., Khan, S. H., Mukhtar, N., Ali, M. A., Ahmed, T., & Ghafar, A. (2012). Comparative study of growth performance, egg production, egg characteristics and haemato-biochemical parameters of Desi, Fayoumi and Rhode Island Red chicken. *Journal of applied animal research*, 40(4), 273-283.
- Ojeda, C. B., & Rojas, F. S. (2009). Process analytical chemistry: applications of ultraviolet/visible spectrometry in environmental analysis: an overview. *Applied Spectroscopy Reviews*, 44(3), 245-265.
- O'Neil, E., Burton, S., Horney, B., & MacKenzie, A. (2013). Comparison of white and red blood cell estimates in urine sediment with hemocytometer and automated counts in dogs and cats. *Veterinary clinical pathology*, 42(1), 78-84.
- Padhi, M. K. (2016). Importance of indigenous breeds of chicken for rural economy and their improvements for higher production performance. *Scientifica*, 2016.
- Sattler, V. A., Mohnl, M., & Klose, V. (2014). Development of a strain-specific real-time PCR assay for enumeration of a probiotic *Lactobacillus reuteri* in chicken feed and intestine. *PLoS One*, 9(2), e90208.
- Schiebelhut, L. M., Abboud, S. S., Gómez Daglio, L. E., Swift, H. F., & Dawson, M. N. (2017). A comparison of DNA extraction methods for high-throughput DNA analyses. *Molecular Ecology Resources*, 17(4), 721-729.
- Taha, A. E., & Abd El-Ghany, F. A. (2013). Improving production traits for El-Salam and Mandarrah chicken strains by crossing I-Estimation of cross breeding effects for growth production traits. *Alexandria journal of veterinary sciences*, 39, 18-30.
- Thang, P. Q., Jitae, K., Giang, B. L., Viet, N. M., & Huong, P. T. (2019). Potential application of chicken manure biochar towards toxic phenol and 2, 4-dinitrophenol in wastewaters. *Journal of environmental management*, 251, 109556.
- Xin, Z., Velten, J. P., Oliver, M. J., & Burke, J. J. (2003). Growth and meat quality of three free-range chickens and commercial broiler under the same breeding conditions. *Acta Scientiarum. Animal Sciences*, 40.
- Xin, Z., Velten, J. P., Oliver, M. J., & Burke, J. J. (2003). High-throughput DNA extraction method suitable for PCR. *Biotechniques*, 34(4), 820-826.
- Yang, N., & Jiang, R. S. (2005). Recent advances in breeding for quality chickens. *World's Poultry Science Journal*, 61(3), 373-381.
- Yi, G., Shen, M., Yuan, J., Sun, C., Duan, Z., Qu, L., ... & Yang, N. (2015). Genome-wide association study dissects genetic architecture underlying longitudinal egg weights in chickens. *BMC genomics*, 16, 1-14.
- Zhu, Y. F., Li, S. Z., Sun, Q. Z., & Yang, X. J. (2019). Effect of in ovo feeding of vitamin C on antioxidation and immune function of broiler chickens. *Animal*, 13(9), 1927-1933.